





# *Winter Activity*



# *Book*



## 3 Ingredient Cookies



These easy to make sweet buttery cookies are perfect for any holiday and are a great activity to do with family or a friend. They can be made with 3 items you already have in your home. You can also add vanilla flavor, sprinkles, jams, frosting or anything else you would like. Follow the instructions below:

### INGREDIENTS:

- 1 cup softened butter
  - ½ cup sugar
- 2 cups all purpose flour

1. With a mixer, beat the butter and sugar until it turns a lighter color and fluffier texture. Beat for around 5 minutes.
2. Sift 2 cups of flour into the bowl and gently mix to create a dough.
3. Wrap the dough in plastic wrap and cool in the fridge for 30 minutes.
4. Right before taking out the dough from the fridge, preheat your oven to 320 F.
5. Take out the dough and on a floured surface, roll flat with a rolling pin.
6. Once rolled out, cut out any shapes you would like. You can use a small circular object, cookie cutters or cut out shapes with a butter knife like stars or mittens.
7. Place on a baking sheet and bake for 12 to 15 minutes until slightly golden brown.
8. While waiting for the cookies to bake, you can color the drawings around this page or any other coloring areas you will find throughout this book!
9. Enjoy these cookies with some tea, hot chocolate or take some extra time to add frosting or create jam filled sandwiches with two cookies.

Instructions: Color the image below with any colors you would like!



# Winter Word Search




K	E	W	I	A	L	E	O	N	L	Z	I	S	D
R	C	I	T	A	O	G	N	I	D	D	E	L	S
H	Z	T	C	O	C	A	M	E	S	O	R	C	E
O	L	E	N	E	I	C	I	C	L	E	S	O	R
T	T	K	C	L	F	C	O	L	D	I	F	A	M
C	C	N	F	I	R	E	P	L	A	C	E	D	T
H	L	A	M	S	N	E	T	T	I	M	A	N	E
O	I	L	R	R	F	R	O	Z	E	N	A	I	E
C	I	B	S	E	I	L	K	E	M	M	I	E	S
O	S	K	A	T	I	N	G	T	W	R	O	E	C
L	T	O	C	N	C	G	W	O	C	O	Z	Y	A
A	C	P	C	I	S	S	N	I	N	N	B	O	R
T	L	S	A	W	R	S	T	R	G	C	D	Z	F
E	T	A	I	S	E	I	K	O	O	C	I	C	T

WINTER  
 HOT CHOCOLATE  
 COZY  
 ICICLES  
 SLEDDING  
 SKATING  
 COLD  
 ICE  
 BLANKET  
 SCARF  
 FIREPLACE  
 MITTENS  
 SNOWMAN  
 COOKIES  
 FROZEN

Instructions: Color the winter items below with any colors you would like!





 SolterraAcademy  solterraacademy  solterra-academy

[www.SolterraAcademy.com](http://www.SolterraAcademy.com)  
860-612-2300  
300 John Downey Dr.  
New Britain, CT 06051